


LITE STUDY: BALTIMORE DATA




DEMOGRAPHICS

These data from the LITE study come from 116 Baltimore-based trans women and trans-feminine individuals. These participants range in age from 18-71 (average age=34). When asked to choose as many race/ethnicity options as apply, 24% of participants chose White, 79% Black, and 8% Latinx.




HOUSING AND HOMELESSNESS

Over 1/2 (56%) of participants reported having ever been homeless in their lifetime. However, among those participants, **only around 1/4 (26%) were currently homeless.**



BARRIERS TO CARE

Participants report a variety of barriers to getting health care. The most common barriers include **transportation, time, cost, worries about safety in transit, and past negative experiences with health care providers.**



HEALTH AND HEALTH INSURANCE

The majority of participants reported having either public or private health insurance (more than 95%). Additionally, despite various barriers and challenges, **82% reported their health as either good, very good, or excellent.**



MENTAL HEALTH

28% of participants report symptoms indicating depression/anxiety (past 30 days)

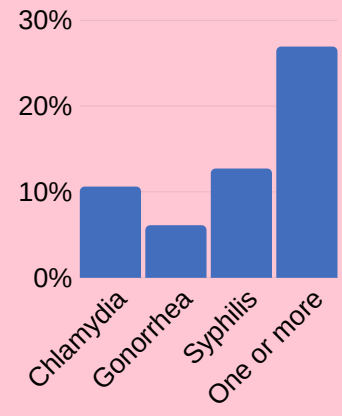
23% report symptoms indicating alcohol use disorder

14% report symptoms indicating substance use disorder

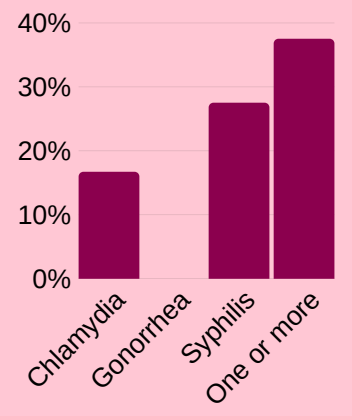
SEXUAL HEALTH

Nearly 1/3 of participants had one or more sexually transmitted infections (STIs), with some differences in prevalence by HIV diagnosis.

STI Diagnoses, HIV-



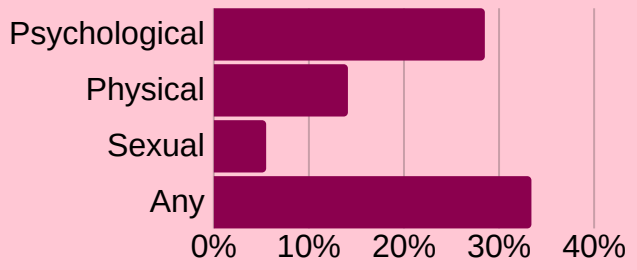
STI Diagnoses, HIV+



EXPERIENCES OF VIOLENCE

Around 1/3 of participants have experienced any type of violence in the past 3 months (85% in their lifetime). The most common perpetrators of violence were strangers, former partners, family members, and sex work clients.

Past 3 months experience of violence



GENDER PRIDE

Gender Pride is scored from 0-16 with higher scores indicating more pride in one's gender. Example questions include: "My gender identity or expression makes me feel special and unique."



Over 85% of participants report a score of 8 or higher, and nearly 1/3 report the highest score of 16.

WHAT'S NEXT

The LITE study will continue to follow current participants and enroll new participants from Baltimore and other sites. There are currently over 1360 participants enrolled across the entire study. We hope to continue to share available and relevant data with the community. If you have any questions or are interested in working with us, please check out our website: www.litestudy.org.